



# HIGHFIELDS SCHOOL

Year 11  
Welcome Presentation

# HIGHFIELDS UPPER SCHOOL

- **Mr D Treble:** Assistant Headteacher & Head of Upper School
- **Mr C Rhodes:** Raising Achievement Manager
- **Miss S Brough:** Year 11 Manager
- **Mrs M Sendell:** Head of Upper School Mathematics
- **Mrs S McAnealy:** Head of English
- **Heads of Science:**
  - **Dr K Brewer:** Biology, **Dr G Sohal:** Chemistry, **Mr J Hallett:** Physics & **Miss K Beasley:** Combined Science Foundation Tier
- **Form Tutors:** Daily Academic Support, Attendance and Punctuality Monitoring

• **You as parents**

SCHOOL OF ACHIEVERS

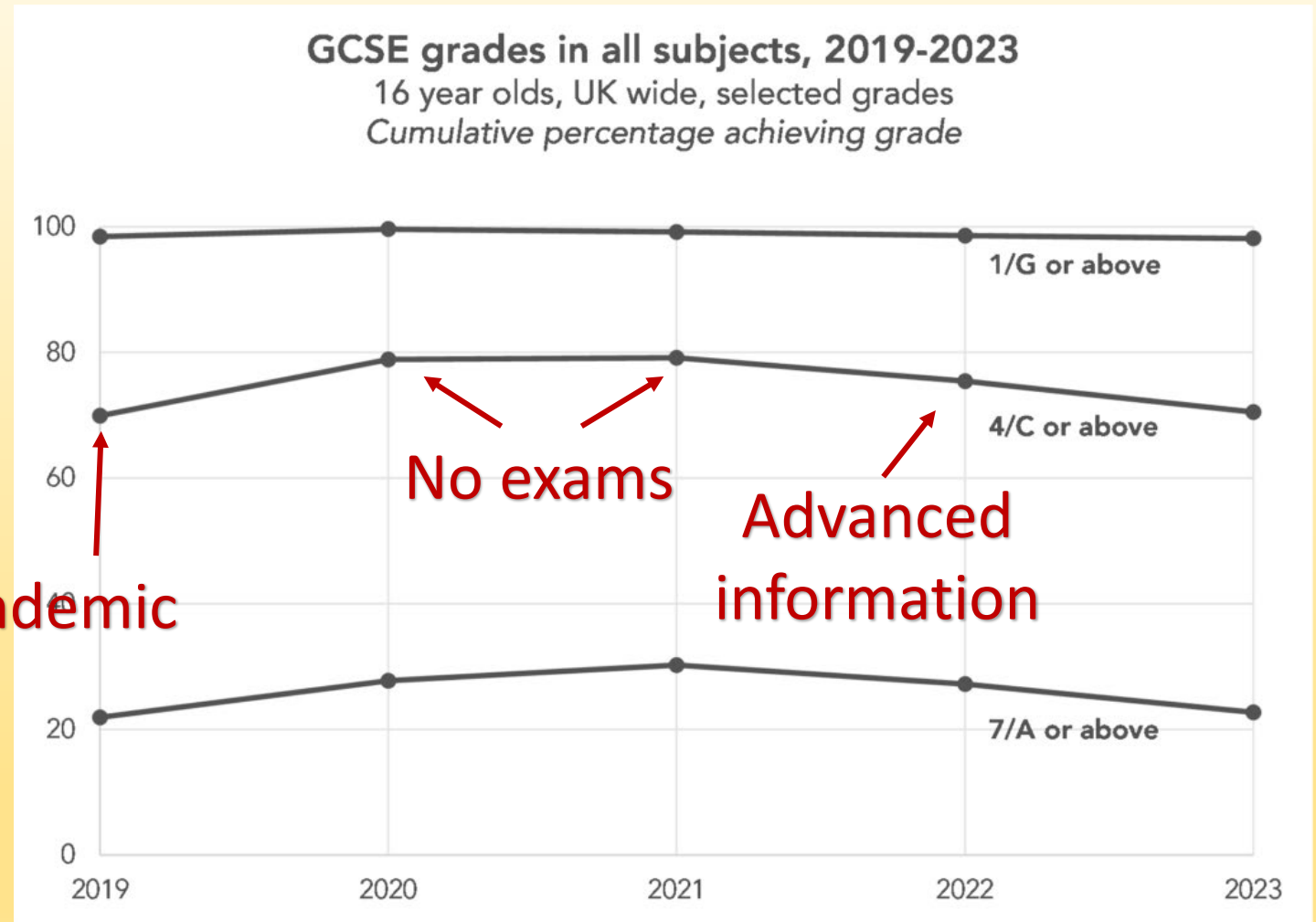
# KS4 EXAMINATION RESULTS 2023

Delight, Smiles  
and Success!



Another fantastic set of outcomes!

# RETURN TO PRE-PANDEMIC



# HEADLINE FIGURES - HIGHFIELDS

**75% Basics Standard pass:** Grade 4 and above in English and Maths (*8% higher than the national average*)

**58% Basics Strong pass:** Grade 5 and above in English and Maths (*13% higher than the national average*)

**+0.38 Progress 8** (should be viewed with caution at this point)

*means students performed almost 40% of a grade better than all other students nationally with similar starting points*



**50 students attained a Grade 9**



**50% of all students attained a Grade 7 - 9**

# Attend & Arrive on Time to Achieve

26 weeks of Year 11

78 English & Maths lessons

130 hrs English & Maths lessons

5½ days English & Maths lessons

95% attendance sounds good, but means that you are taking one day off a month

10 minutes late everyday = 1 whole lesson lost a week



# How to support your child in Upper School

- Attendance & Punctuality!
- Take an interest
  - Exam Boards
  - Revision Timetabling
  - Revision resources
  - Talk to them about their work

- MCAS
  - Progress Reviews
  - Homework
  - Messages from us

- Engagement
  - Encourage your child to attend revision sessions
  - Tuition
  - Parents' Evening
  - Intervention Evening

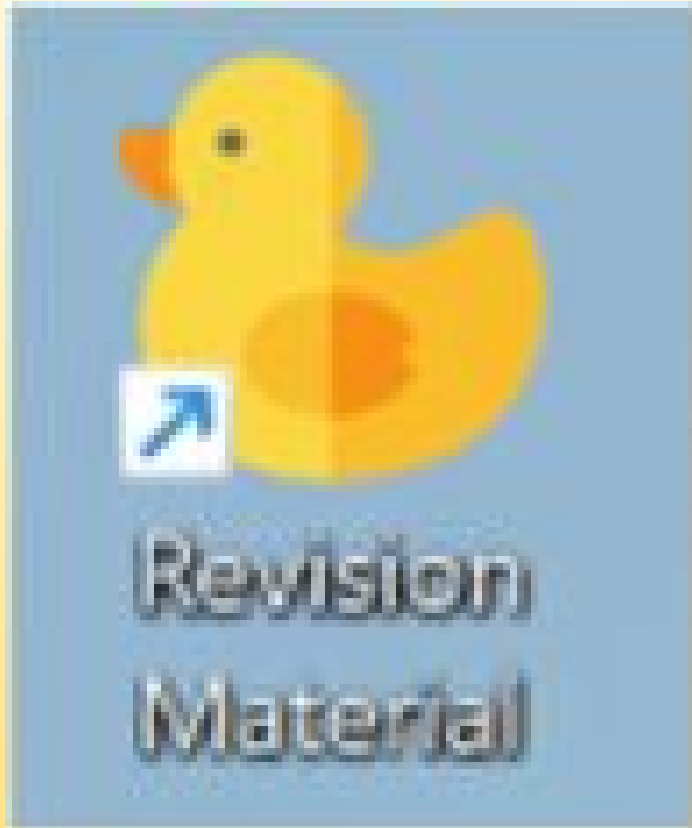
- Open discussions about potential Post-16 pathways

Time	Monday	Tuesday	Wednesday	Thursday	Friday
Lunch Time 12.30 – 1.05		Language Café RAL - 219			
	Maths JBU - Plaza	Chemistry Combined Higher SBU - 022 Single GSO - 023	Combined Science (Foundation) AFR - 022	English NHA - LTH	Physics Combined Higher & Single JHA - 023
After School 2.45 – 3.45	Music MEV - 105	Biology Combined Higher - 007/008 SKA/ROA	Health & Social Care LST - 111	Spanish JDC - 227	
	PE JKE - 222/223	Single - 012/013 - KBR	GCSE Business SFR/PAS/ASA - 118	Product Design (Invite Only) DBR - 102/103	
		Child Care (Coursework) DCY - 111	Product Design MCU/DBR/JBE/SFN - 102/103	Construction (Invite Only) MCU - 102/103	
		Food Technology & Hospitality BCH - 120	Construction MCU/DBR/JBE/SFN - 102/103	Art & Photography PJT/SMA/SHA - 113/114	
		Art & Photography PJT/SMA/SHA - 113/114	Geography HKL - 215	Computer Science SWA - 109	
		History JTA - 211	Applied ICT ASA - 108b		
			NCFE Sport (Invite Only) CMO - 230		
			Hospitality & Catering MWW - 119		

Core subjects take priority.



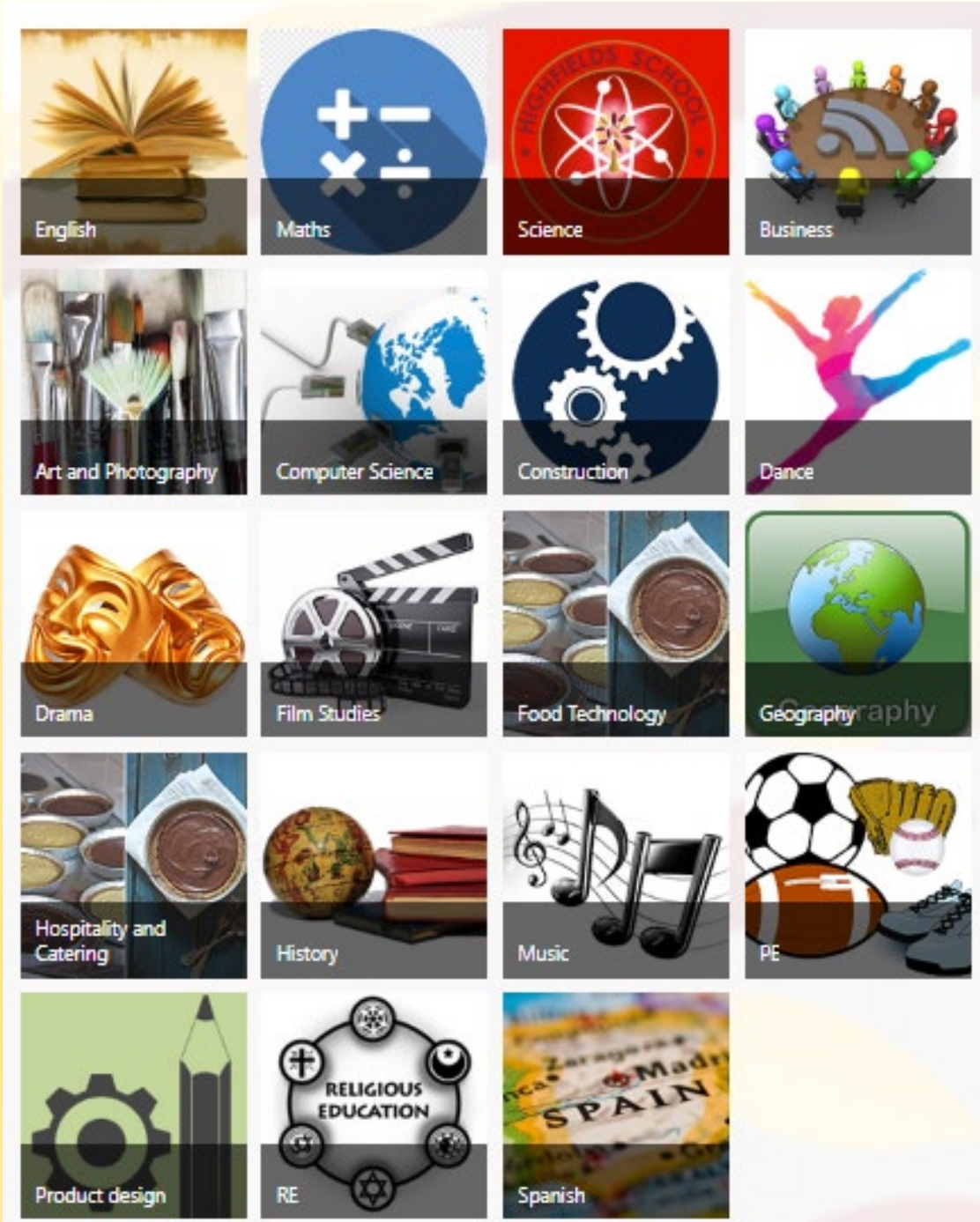
# Accessing Revision Resources



Icon on the desktop of your child's laptop



Clicking 'Exam Support' tile on the website



## English

Exam dates:

17/05/23

24/05/23

05/06/23

12/06/23

## Computer Science

Exam Dates:

19/05/23

25/05/23

All resources on  
Teams/Onenote

# Higher Tier - Paper 1 - Biology



4Rs: Revisit



4Rs: Reduce



4Rs: Rehearse

**Specific topic resources**

✓	📄	Name		Modified	Modified By
	📁	B1 Cell level systems	...	3 February	<input type="checkbox"/> Dr K Brewer
	📁	B2 Scaling up	...	3 February	<input type="checkbox"/> Dr K Brewer
	📁	B3 Organism level systems	...	3 February	<input type="checkbox"/> Dr K Brewer
	📁	Paper 1 Past Papers	...	3 February	<input type="checkbox"/> Dr K Brewer
	📄	Paper 1 Checklist	...	3 February	<input type="checkbox"/> Dr K Brewer



4Rs: Retrieve

**Past exam papers**

**PLC to check off revision**



4Rs: Revisit

# Subject Specific Revision Guidance

Will be available on the website for parents to access!

Your SAFE booklets are always there for you as your foundation and use Year 11 History Revision Teams for resources

**The 4Rs**

Revise in YOUR way. But use methods that are proven to help you retrieve information

### HOW DO WE REVISE IN HISTORY

**Deliberate Practice**  
Set aside time to practice improving your knowledge of historical skills. Choose what you need to do (it must be tough enough to challenge you) and you should rehearse, rehearse, rehearse.  
**How to use in History**  
1. Use a model answer from the teacher, pull it apart and identify the key parts. Then answer a similar question and try to replicate.  
2. Study material and complete practice questions in timed conditions. Then use your notes to correct/improve your answer. A week later, redo a similar question. Repeat as necessary.

**Interleaving and Spaced Practice**  
Rather than revising all of your topics in one go ( cramming ), you should revise chunks of a topic for small amounts of time (15-20 minutes) and then move onto another 'chunk' from a different topic. This will improve your memory!  
<http://www.asaministryofeducation.gov.uk/001472911>



**Revision Calendars**  
Supplied in lesson. These are also your PLTs. Use them to help structure revision.

**Loom Videos**  
Loom videos have been created by the department and links have been shared with you. They are password protected etc to make them exclusive to you. These are divided into no more than 20 minutes. There are knowledge and skills loans for each unit/aspect of the course. Use these along with your own notes to REVISIT units of study.

**The Big Picture**  
The best way to aid your understanding of history is to make sure you are confident with the big 'overall' story before you begin revising individual topics.  
**How to see in History**  
1. Create a timeline to identify the key events in a topic and colour code the themes. Eg. The Cold War  
2. Mapping out what you can remember about a topic before you start e.g. Weimar and Nazi Germany

Follow us on Instagram  
Search the Revision Plug  
<http://www.instagram.com/revisionplugs>  
History of HAVI  
<http://www.instagram.com/havirevision>

For revision tips, advice and guidance

Like Spaces

### Cornell Notes

**Step 1:** Write key words and key questions here.

**Step 2:** Write short notes on the right side of the page.

**Step 3:** Write short notes on the left side of the page.

**Step 4:** Summarise your notes.

**Step 5:** Review your notes.

**The Cornell Method**  
This method can be used in your revision books as a great method to get you to 'think' about your revision. Simply split your page into 3 sections as shown on the diagram on the left:

- Note Taking
- Q&A
- Summary

**How to use in History**  
Use it to summarise a whole topic or theme, for example:  
- How Hitler became Dictator by 1933  
- Crime Over Time  
- Parliament Over Time  
How to answer an interpretation question

### Folding Frezzy

**Step 1:** Write a page of notes on A4. Focus on important ideas, keywords, dates, events, people.

**Step 2:** Create a mind map for summarising your notes. Include only the most important information.

**Step 3:** Write a list of the 5-6 most important key words/phrases for the topic.

**Step 4:** Summarise the main using only keywords, diagrams and images.

### Read, Cover, Write, Check

**Step 1:** Take a note of a knowledge organiser or textbook page and read it carefully.

**Step 2:** Check your notes against the knowledge organiser and add information.

**Step 3:** Write down as much information from memory as you can. Re-read on the page and see what you can't remember.

**Step 4:** After reading, cover or turn over the page and see what you can remember.

### Flashcards

**Step 1:** Read through a page of notes or your knowledge organiser or textbook page. Write the name of the topic on one side of a card.

**Step 2:** On the other side of the card, summarise the facts in short bullet points focusing on:  
- Dates  
- People  
- Places

**Step 3:** Use images or diagrams to summarise key ideas or concepts to help you remember.

**Step 4:** Review using your flashcards - use images like an excellent topic on flashcards.

### The Listener System

**Step 1:** Go through your set of flashcards and read yourself or have someone else read each card.

**Step 2:** Put the cards into 3 boxes in the following order:  
Cards you don't know well  
Cards you need to study more  
Cards you know really well

**Step 3:** Review box 1 cards every day. Box 2 cards every two days and box 3 cards every four days.

- Any cards from box 1 that you get correct move to box 2.
- Any cards from box 2 that you get correct move to box 3.
- Any cards from box 3 that you get correct stay in box 3.
- Any cards you made mistakes on always go back to box 1.

Keep your cards in a folder or use a box to hold them in.

• A subject specific guide for “How to Revise in.....”

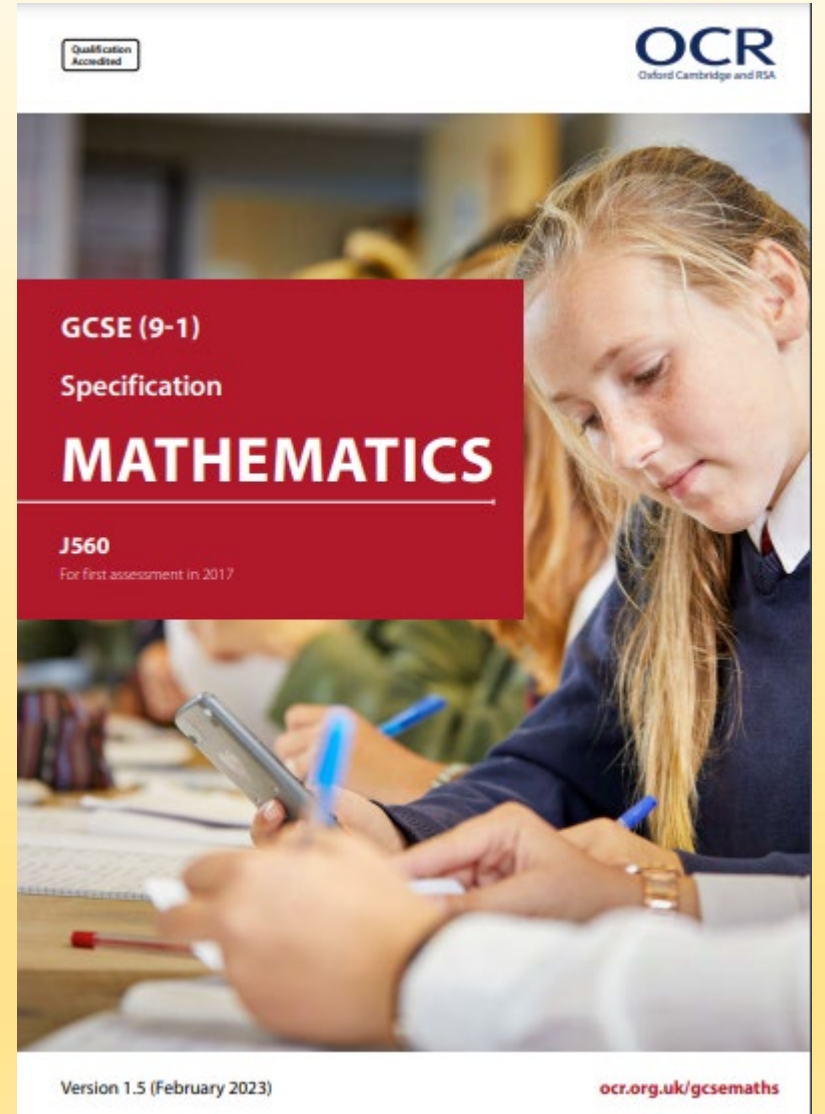
• In this guide there will be;

- Reference to revision strategies that work well in specific subject areas

- Links to websites that can help with revision

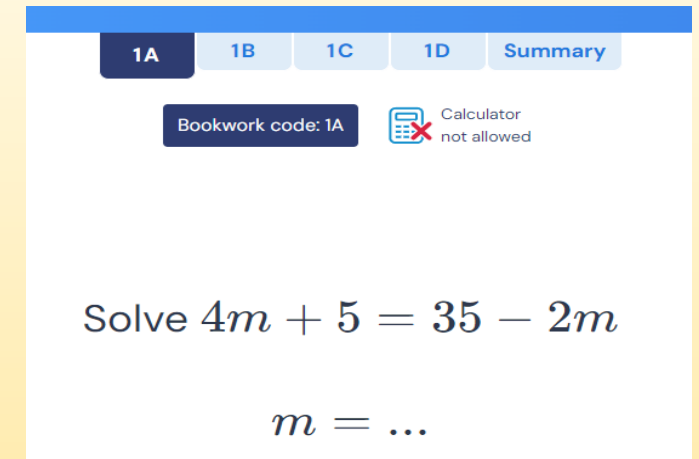
# MATHS

- OCR Exam Board – J560 Specification
- 2 Tiers – Higher (9 – 3) and Foundation (5 – 1)
- Tier decided in February 2024
- Three examinations – 90 minutes each (x2 calculator exams)



# What can I do to support my child in Maths?

- Encourage them to complete their SPARX homework
- Ensure they are correctly organised for all lessons
- Scientific Calculator
- Encourage them to prepare for their first assessment 20/10/23
- Remember to revise Maths you need to do Maths – Past Papers & Mathswatch!



The screenshot shows a digital interface for a math problem. At the top, there are navigation tabs labeled 1A, 1B, 1C, 1D, and Summary. Below the tabs, there is a dark blue button labeled 'Bookwork code: 1A' and a red 'X' icon with the text 'Calculator not allowed'. The main content area displays the equation  $4m + 5 = 35 - 2m$  and the solution  $m = \dots$ .



# English Language / English Literature GCSEs

- **English Language** – Reading and Writing – letters/ speeches/ reports / magazine or newspaper articles
- **English Literature**- Shakespeare/ Poetry/ Drama/ Novel
- Two Separate GCSE qualifications (Graded 9 to 1)
- 100% Examination in 2024
- Literature are ‘closed book’ exams



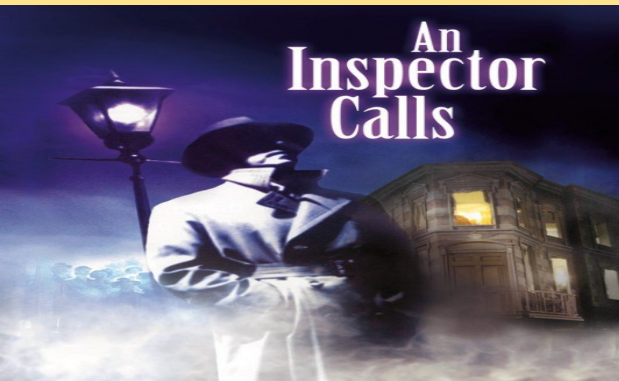




# Texts Studied



- One Shakespeare play – Macbeth
- A 19<sup>th</sup> Century novel --**The Strange Case of Dr Jekyll and Mr Hyde** by Robert Louis Stevenson or **A Christmas Carol** by Charles Dickens
- Eduqas Poetry Anthology - 1798-2014 – Keats / Wordsworth / Byron / Blake /Owen/ Hughes/ Duffy
- **An Inspector Calls** by J. B. Priestley
- Unseen poetry comparison



# Supporting Students

- **Mentoring Support & Guidance** – Year Team / Tutors & Teachers / 6<sup>th</sup> Form Academic Mentors
- **Registration** – Academic Mentoring / 6<sup>th</sup> Form Support & Guidance / Subject interventions
- **Targeted Support** – Before School / Lunch Time / Saturday School / Tuition
- **Additional Study Support/Revision Sessions** – Extended After School Timetable / Weekends & Holidays / Plan to Succeed Day / Study Residential
- **Post-16 Guidance** – 1:1 Post-16 interview / Staying in Learning Day / Sixth Form Open Evening . Support with Applications
- **Parental Support** – Intervention Evenings / Plan to Succeed Parent Presentation / 4Rs Information & Guidance / Organised Revision Resources / Exam Support Webpage

# JCA Condover Hall Study Residential

Thursday 8<sup>th</sup> February –  
Saturday 10<sup>th</sup> February 2024

- Maths & English Tuition
- High adrenaline activities organised by JCA staff
- 2-night residential stay
- Only 100 places – a letter will go home very soon explaining how to secure a place for your child



# A Student's Perspective - Rhiannah



**9, 9, 9, 9, 8, 8, 8, 8, 7, 7**

**Progress 8 Score: +2.7**

**Current Studies:**

Maths, Further Maths,  
Chemistry & Spanish

# A Student's Perspective - Liam



**9, 9, 8, 8, 8, 7, 7, L2D, 6, 6**

**Progress 8 Score: +3.8**

**Current Studies:**  
Biology, Chemistry & Physics

# Typical Summer exam season 2023-24:

**TOTAL NUMBER OF EXAMS – 21**

**TOTAL EXAM LENGTH – 30 HRS**

**YEAR 11 EXAMS REPRESENT 100% OF TOTAL GCSE ASSESSMENT**



# Post-16 – THREE MAIN OPTIONS

## Highfields Sixth Form / Level 3 College Course

Require 5 GCSEs Grade 5+ including English & Maths at 4/5.

Many subjects in Highfields have their own entry grade requirement of a Grade 6 minimum.

## Apprenticeship Post-16

GCSEs at Grade 4 to 5 English Language, Mathematics and an approved Science/Technology-based subject.



# AIM HIGH – HIGHFIELDS SIXTH FORM



**Three quarters of all grades were C or above**



# AIM HIGH – HIGHFIELDS SIXTH FORM



**Half of all grades were B or above**

# AIM HIGH – HIGHFIELDS SIXTH FORM



**Over 120 students have secured university places**

# Upper School Key Dates for 2023/24

Event	Dates
Year 11 Parents' Evening (in school)	Thursday 12 <sup>th</sup> October 2023
Maths pre-mock	w/c 16 <sup>th</sup> October 2023
Alton Towers Reward Visit	Friday 27 <sup>th</sup> October 2023
Sixth Form Open Evening	w/c 13 <sup>th</sup> November 2023
Progress Review 1	Wednesday 22 <sup>nd</sup> November 2023
Staying in Learning Day	Wednesday 29 <sup>th</sup> November 2023
Maths and English School Exams	w/c 11 <sup>th</sup> December 2023
Science School Exams	w/c 18 <sup>th</sup> December 2023
Options School Exams	w/c 8 <sup>th</sup> January 2024
Progress Review 2 including School Exam results	Friday 2 <sup>nd</sup> February 2024
Intervention Evenings (virtual)	TBC - Will take place in January 2024
Plan 2 Succeed Parent Presentation	TBC – Will take place in February 2024
Condover Hall Maths & English Study Residential	Thursday 8 <sup>th</sup> February to Saturday 10 <sup>th</sup> February 2024
Plan 2 Succeed Day	w/c 19 <sup>th</sup> February 2024
Progress Review 3	Wednesday 20 <sup>th</sup> March 2024
Summer Exam Series	Thursday 9 <sup>th</sup> May to Tuesday 18 <sup>th</sup> June 2024

# Thank you for attending

Our contacts are:

[dtreble@hswv.co.uk](mailto:dtreble@hswv.co.uk)

[sbrough@hswv.co.uk](mailto:sbrough@hswv.co.uk)

[crhodes@hswv.co.uk](mailto:crhodes@hswv.co.uk)

[upperschoolstaff@hswv.co.uk](mailto:upperschoolstaff@hswv.co.uk)

**See you on Thursday 12<sup>th</sup> October  
Year 11 Parents' Evening**